

jef
designs



lighting



jefdesigns lighting ... enhance your space.

Pendant 3

Available in multiple shapes and sizes up to 5 feet in diameter. All are UL-listed, have medium base, GU-24 sockets, or dedicated LED array, and can accommodate incandescent, CFL or LED bulbs. All pendants have a bottom diffuser of white linen or poly matte. Lamp cord choices are clear braided silver, black or white. For larger sizes, guy-wire is provided as well. Canopy options are brushed nickel, bronze, black or white.

Wall 10

Modernist LED wall sconces are ADA approved and produce an even wash of light. Perfect for hallways, bathrooms and entryways.

Table 12

Decorative table lamps in a variety of shade and base options will complement a range of environments.

Floor 14

Decorative floor lamps in multiple shade and base options provide warm, ambient light.

Shade Options 16

All lamps are available in a range of printed linen patterns, solid silks, and natural wood veneers. Images of any lamp in a specific shade option are provided upon request.

pendant





drum

- | | |
|----------------------|----------------------|
| 16" x 9" 100 watt | 30" x 12" 200 watt |
| 20" x 9" 100 watt | 36" x 12" 300 watt |
| 24" x 11" 200 watt | 48" x 16" 500 watt |

Options available for customization of sockets, shade size, colors and patterns.



nest

24" x 11" | 200 Watt

30" x 12" | 200 Watt

28" x 12" | 200 Watt

36" x 12" | 300 Watt

Options available for customization of sockets, shade size, colors and patterns.



double tier

20" x 7.5" | 200 Watt 30" x 10" | 200 Watt
 24" x 7.5" | 200 Watt 36" x 12" | 300 Watt

maca

10" x 10" | 100 watt 18" x 10" | 100 watt
 14" x 10" | 100 watt 24" x 12" | 200 watt

Options available for customization of sockets, shade size, colors and patterns.



triple tier

16" x 20" | 100 watt 20" x 24" | 200 watt
 18" x 22" | 200 watt 24" x 28" | 200 watt

triptic

32" x 9" | 300 watt | 3 shades: 16" x 9"
 36" x 9" | 300 watt | 3 shades: 18" x 9"

Options available for customization of sockets, shade size, colors and patterns.



column

8" x 16" | 100 watt 12" x 30" | 100 watt
 8" x 20" | 100 watt 12" x 36" | 100 watt
 10" x 24" | 100 watt



abba

16" x 12" | 100 watt 30" x 16" | 200 watt
 22" x 12" | 100 watt 36" x 18" | 300 watt
 24" x 12" | 200 watt

evan

16" x 22" | 100 watt 30" x 36" | 300 watt
 20" x 26" | 200 watt 36" x 40" | 300 watt
 24" x 30" | 200 watt

Options available for customization of sockets, shade size, colors and patterns.



zak

8" x 13" x 14" | 100 watt 12" x 18" x 20" | 100 watt
 10" x 16" x 18" | 100 watt 14" x 20" x 22" | 200 watt



riley

49" x 10" 4x | 100 watt | shades: 10" x 9"
 brushed finishes: black, silver, brown

Options available for customization of sockets, shade size, colors and patterns.

wall



port

9" x 9" x 1" | 18.5 watt LED | ADA compliant



plank

7" x 18.25" x 1" | 24 watt LED | ADA compliant

vic

6" x 12" x 9.5" | 60 watt | shade: 6" x 8"



soma

6" x 16" x 9.5" | 60 watt | shade: 6" x 12"



zaz

12" x 10" x 4" | 60 watt | ADA compliant



ruby

7" x 12" x 4" | 60 watt | ADA compliant

table



cuboid

36" | 100watt | shade: 8" x 18"



hudson

24" | 100 watt | shade: 12" x 9"



split

30" | 2x 100 watt | oval shade: 12" x 9"



tyler

24" | 100 watt | shade: 12" x 9"

floor



cuboid

55" | 100 watt | shade: 8" x 24.5"



lance 2

63" | 150 watt | shade: 14" x 9"



trina

60" | 100 watt | shade: 24" x 12"



split 2

63" | 2x 60 watt | oval shade: 22" x 9" x 10"

shade options

printed linen



walnut



mahogany



rosewood



ebony

band



walnut



mahogany



rosewood



ebony

tile



walnut



mahogany




rosewood




ebony


triangle



walnut



mahogany



rosewood



ebony

weave 3



cream



blue



cream



blue

geode

cell

facet



cream



grey

hex



yellow

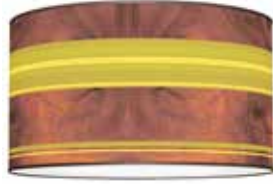


green

stripey horiz



orange



green

Stripey vert



blue



green

bubble



tree



branch



brown



cream

solid silks



silk cream



silk champagne



silk antique copper



silk chocolate



silk gunmetal



silk ebony



silk orange



silk turquoise

wood veneers



silk verde



natural veneer



walnut veneer



zebrawood veneer



jef
designs is a multi-disciplinary studio that specializes in modern lighting to the trade. Owner, Joe Futschik, designs lamps with modern sculptural forms in a range of shade options, including nature inspired patterns uniquely layered with digital woodgrain, solid silks and wood veneers. Our fabric shades are translucent when lit, enhancing the beauty of their design. Each piece is designed by Joe in Portland, OR and fabricated by a small team of craftsmen in Santa Cruz county, CA.

jefdesigns lighting is specified for hospitality, healthcare, corporate and residential environments. Custom commissions are welcomed. Contact us for product info, pricing, swatch samples, or photos of any lamp in a specific shade option.